



2013 QBE



Delivering Certainty

Round 4 & 5 : Sydney Motorsports Park : August 1 - 4

PROSTOCK

Round 5 - Race 1

Date: 04/08/13
Event: R18
Weather: Mostly sunny - Temp: 16.4C
Track: Dry - Temp: 24.6C

Started at: 10:21:15
Laps: 9
Starters: 19
Printed at: 10:38

PROVISIONAL CLASSIFICATION

Pos	No	Gr	Name	Class	Machine	Laps	Race Time	Behind	Fastest Lap	On Lap	Top Speed
1	20	A	Matt WALTERS (NSW) / Rover Coaches / Kawasaki Connection		Kawasaki ZX10R	9	14:00.072		1:32.258	4	278
2	60	A	Ben BURKE (NSW) / BC Performance by Bikesconnect / A1 Motorcycles		Kawasaki ZX10R	9	14:00.415	.343	1:32.365	4	294
3	26	A	Sean CONDON (NSW) / BikeBiz Ipone Swann Insurance Racing		Kawasaki ZX10R	9	14:00.488	.416	1:32.316	5	290
4	51	A	Dustin GOLDSMITH (NSW)		Kawasaki ZX10R	9	14:04.764	4.692	1:32.297	2	286
5	19	A	Phil LOVETT (NSW) / Cessnock KTM / Lovetts Earthmoving / Central Coast Harley Dav.		Kawasaki ZX10R	9	14:04.902	4.830	1:32.779	3	286
6	96	C	Mathew HARDING (NSW) / K&R Hydraulics / Kawasaki Connection	CD	Kawasaki ZX10R	9	14:05.273	5.201	1:32.757	4	303
7	47	B	Paul BYRNE (NSW) / Central Coast Performance / Piping the World		Suzuki GSX-R	9	14:11.841	11.769	1:33.546	7	294
8	15	A	Ben NICOLSON (VIC) / NextGen Motorsports / Dynotech / Maxima / BMW		BMW S RR	9	14:12.974	12.902	1:33.163	5	294
9	57	B	Joel HUGHES (NSW) / BC Performance by Bikesconnect / A1 Motorcycles		Kawasaki ZX10R	9	14:18.149	18.077	1:34.415	7	299
10	30	D	Angus REEKIE (QLD) / KTM Racing / Motorex / Bendix / Bell Helmets / Power Parts	CD	KTM RC8R	9	14:19.988	19.916	1:33.778	2	257
11	22	B	Nathan HOUTERMAN (QLD)		Honda CBR RR	9	14:27.332	27.260	1:35.401	6	271
12	34	A	Brayden CARR (NSW)		Kawasaki ZX10R	9	14:36.648	36.576	1:35.568	3	282
13	39	C	Robert MORTON (TAS)	CD	Honda CBR RR	9	14:44.104	44.032	1:36.623	5	274
14	74	B	Andrew KINGS (NSW)		Kawasaki ZX10R	9	14:55.266	55.194	1:38.076	2	278
15	17	B	Sophie LOVETT (NSW) / Cessnock KTM / Central Coast Harley Davidson / ARAI		Kawasaki ZX10R	9	14:55.307	55.235	1:37.793	9	290
16	66	A	Adam CHRISTIE (SA) / Ace Racing - Moto Adelaide		BMW S RR	9	15:26.677	1:26.605	1:33.060	6	294
17	58	D	Greg WATSON (NSW)	CD	Kawasaki ZX10R	9	15:35.297	1:35.225	1:41.599	9	271
18	79	C	Di JONES (NSW)	CD	BMW S RR	9	15:47.525	1:47.453	1:43.251	7	264
19	29	D	Patrick LEE (VIC) / BC Performance by Bikesconnect / A1 Motorcycles	CD	Aprilia RSV4	7	14:11.672	2 Laps	1:41.680	4	274

Fastest Lap was 1:32.258 by Matt WALTERS (NSW)

Current race lap record for PS class - 1:31.171 by Matt WALTERS (NSW) on a Kawasaki ZX10R set on 03/08/13

The results are provisional until the end of the time limit for protests and appeals.


Chief Time Keeper - Scott Laing

Clerk of Course - Tom Williams



Computime Race Timing Systems Pty Ltd © 1996
Licensed to Computime Race Timing Systems
www.computime.com.au

COMPUTIME RACE TIMING SYSTEMS PTY LTD
9 Timber Lane, Glen Waverley, Vic 3150. Ph : 0418 17 13 17
E-mail : scott@computime.com.au





2013 QBE



Delivering Certainty

Round 4 & 5 : Sydney Motorsports Park : August 1 - 4

PROSTOCK

Round 5 - Race 1

Date: 04/08/13
Event: R18
Weather: Mostly sunny - Temp: 16.4C
Track: Dry - Temp: 24.6C

Started at: 10:21:15
Laps: 9
Starters: 19
Printed at: 10:38

PROVISIONAL LAP TIMES

No	Name	Lap 1	Lap 2	Lap 3	Lap 4	Lap 5	Lap 6	Lap 7	Lap 8	Lap 9
15	Ben NICOLSON (VIC)	1:41.426	1:33.534	1:33.317	1:34.004	1:33.163	1:33.769	1:33.821	1:35.380	1:34.560
17	Sophie LOVETT (NSW)	1:45.987	1:38.052	1:38.471	1:38.570	1:38.718	1:38.606	1:38.501	1:40.609	1:37.793
19	Phil LOVETT (NSW)	1:39.517	1:32.782	1:32.779	1:33.366	1:33.224	1:33.127	1:32.872	1:33.499	1:33.736
20	Matt WALTERS (NSW)	1:37.567	1:32.789	1:32.367	1:32.258	1:32.609	1:32.621	1:33.017	1:33.360	1:33.484
22	Nathan HOUTERMAN (QLD)	1:41.989	1:35.489	1:35.846	1:35.677	1:35.420	1:35.401	1:35.830	1:36.050	1:35.630
26	Sean CONDON (NSW)	1:38.212	1:32.577	1:32.356	1:32.664	1:32.316	1:32.891	1:32.700	1:33.379	1:33.393
29	Patrick LEE (VIC)	1:50.226	1:42.412	1:42.269	1:41.680	1:42.717	1:43.414	3:48.954		
30	Angus REEKIE (QLD)	1:39.955	1:33.778	1:34.034	1:34.581	1:34.570	1:35.217	1:35.778	1:35.901	1:36.174
34	Brayden CARR (NSW)	1:42.337	1:35.704	1:35.568	1:35.572	1:35.826	1:36.408	1:37.340	1:38.821	1:39.072
39	Robert MORTON (TAS)	1:45.670	1:38.106	1:38.574	1:36.763	1:36.623	1:36.935	1:36.902	1:37.236	1:37.295
47	Paul BYRNE (NSW)	1:40.121	1:33.776	1:34.055	1:34.405	1:33.743	1:33.812	1:33.546	1:33.550	1:34.833
51	Dustin GOLDSMITH (NSW)	1:39.110	1:32.297	1:32.441	1:32.960	1:32.682	1:33.352	1:33.634	1:34.613	1:33.675
57	Joel HUGHES (NSW)	1:40.879	1:34.699	1:35.089	1:34.478	1:34.674	1:34.588	1:34.415	1:34.856	1:34.471
58	Greg WATSON (NSW)	1:50.460	1:44.431	1:43.544	1:46.172	1:42.217	1:43.083	1:42.094	1:41.697	1:41.599
60	Ben BURKE (NSW)	1:37.810	1:32.716	1:32.523	1:32.365	1:32.404	1:33.050	1:32.723	1:33.249	1:33.575
66	Adam CHRISTIE (SA)	1:40.949	1:34.744	1:33.784	1:33.125	1:34.283	1:33.060	1:33.784	2:20.410	2:02.538
74	Andrew KINGS (NSW)	1:45.340	1:38.076	1:38.385	1:39.106	1:38.753	1:38.320	1:38.767	1:39.418	1:39.101
79	Di JONES (NSW)	1:50.085	1:44.618	1:43.602	1:44.598	1:43.664	1:44.669	1:43.251	1:44.599	1:48.439
96	Mathew HARDING (NSW)	1:40.149	1:33.697	1:32.796	1:32.757	1:32.963	1:33.013	1:33.407	1:33.518	1:32.973

The results are provisional until the end of the time limit for protests and appeals.


Chief Time Keeper - Scott Laing

Clerk of Course - Tom Williams



Computime Race Timing Systems Pty Ltd © 1996
Licensed to Computime Race Timing Systems
www.computime.com.au

COMPUTIME RACE TIMING SYSTEMS PTY LTD
9 Timber Lane, Glen Waverley, Vic 3150. Ph : 0418 17 13 17
E-mail : scott@computime.com.au





2013 QBE



Delivering Certainty

Round 4 & 5 : Sydney Motorsports Park : August 1 - 4

PROSTOCK

Round 5 - Race 1

Date: 04/08/13
Event: R18
Weather: Mostly sunny - Temp: 16.4C
Track: Dry - Temp: 24.6C

Started at: 10:21:15
Laps: 9
Starters: 19
Printed at: 10:38

PROVISIONAL SPLIT TIMES

Lap	Split 1	Split 2	Split 3	Lap Time	Speed	Lap	Split 1	Split 2	Split 3	Lap Time	Speed
15 Ben NICOLSON (VIC) (8th)						5	28.360	39.650	24.599	1:32.609	278
1	34.977	41.345	25.104	1:41.426	286	6	28.371	39.594	24.656	1:32.621	278
2	28.670	40.250	24.614	1:33.534	290	7	28.738	39.666	24.613	1:33.017	278
3	28.598	40.129	24.590	1:33.317	282	8	28.735	39.970	24.655	1:33.360	271
4	28.809	40.423	24.772	1:34.004	294	9	28.793	40.013	24.678	1:33.484	278
5	28.527	39.837	24.799	1:33.163	286	22 Nathan HOUTERMAN (QLD) (11th)					
6	28.705	40.098	24.966	1:33.769	290	1	35.300	41.283	25.406	1:41.989	257
7	28.766	40.150	24.905	1:33.821	278	2	29.324	40.754	25.411	1:35.489	257
8	28.987	41.428	24.965	1:35.380	282	3	29.426	40.973	25.447	1:35.846	260
9	29.106	40.440	25.014	1:34.560	271	4	29.442	40.827	25.408	1:35.677	254
17 Sophie LOVETT (NSW) (15th)						5	29.376	40.630	25.414	1:35.420	254
1	37.092	42.798	26.097	1:45.987	290	6	29.211	40.761	25.429	1:35.401	267
2	30.217	41.913	25.922	1:38.052	282	7	29.407	40.954	25.469	1:35.830	251
3	30.066	42.159	26.246	1:38.471	251	8	29.434	41.098	25.518	1:36.050	271
4	30.217	42.334	26.019	1:38.570	260	9	29.295	40.826	25.509	1:35.630	267
5	30.686	42.175	25.857	1:38.718	278	26 Sean CONDON (NSW) (3rd)					
6	30.863	41.936	25.807	1:38.606	286	1	33.510	40.099	24.603	1:38.212	286
7	30.724	41.899	25.878	1:38.501	267	2	28.266	39.748	24.563	1:32.577	290
8	30.920	43.559	26.130	1:40.609	282	3	28.218	39.629	24.509	1:32.356	278
9	29.895	41.842	26.056	1:37.793	274	4	28.437	39.554	24.673	1:32.664	286
19 Phil LOVETT (NSW) (5th)						5	28.128	39.636	24.552	1:32.316	282
1	33.846	40.940	24.731	1:39.517	282	6	28.301	39.924	24.666	1:32.891	278
2	28.281	39.709	24.792	1:32.782	278	7	28.589	39.610	24.501	1:32.700	290
3	28.193	39.754	24.832	1:32.779	278	8	28.564	40.028	24.787	1:33.379	286
4	28.553	39.892	24.921	1:33.366	286	9	28.638	40.082	24.673	1:33.393	290
5	28.391	39.901	24.932	1:33.224	282	29 Patrick LEE (VIC) (19th)					
6	28.297	40.031	24.799	1:33.127	286	1	38.662	44.236	27.328	1:50.226	271
7	28.422	39.677	24.773	1:32.872	282	2	31.657	43.754	27.001	1:42.412	264
8	28.527	39.915	25.057	1:33.499	282	3	31.336	44.266	26.667	1:42.269	257
9	28.833	40.048	24.855	1:33.736	271	4	31.268	43.427	26.985	1:41.680	254
20 Matt WALTERS (NSW) (1st)						5	31.437	43.709	27.571	1:42.717	274
1	32.942	39.965	24.660	1:37.567	274	6	31.637	44.353	27.424	1:43.414	254
2	28.316	39.834	24.639	1:32.789	274	7	31.635	51.100	2:26.219	3:48.954	
3	28.130	39.677	24.560	1:32.367	274	30 Angus REEKIE (QLD) (10th)					
4	28.103	39.639	24.516	1:32.258	278						

Scott Laing

Chief Time Keeper - Scott Laing


Tom Williams

Clerk of Course - Tom Williams



Computime Race Timing Systems Pty Ltd © 1996
Licensed to Computime Race Timing Systems
www.computime.com.au

COMPUTIME RACE TIMING SYSTEMS PTY LTD
9 Timber Lane, Glen Waverley, Vic 3150. Ph : 0418 17 13 17
E-mail : scott@computime.com.au





2013 QBE



Delivering Certainty

Round 4 & 5 : Sydney Motorsports Park : August 1 - 4

PROSTOCK

Round 5 - Race 1

Date: 04/08/13
Event: R18
Weather: Mostly sunny - Temp: 16.4C
Track: Dry - Temp: 24.6C

Started at: 10:21:15
Laps: 9
Starters: 19
Printed at: 10:38

PROVISIONAL SPLIT TIMES

Lap	Split 1	Split 2	Split 3	Lap Time	Speed	Lap	Split 1	Split 2	Split 3	Lap Time	Speed
1	34.116	40.952	24.887	1:39.955	245	6	28.812	40.139	24.861	1:33.812	278
2	28.688	40.140	24.950	1:33.778	257	7	28.674	39.922	24.950	1:33.546	271
3	28.848	40.164	25.022	1:34.034	248	8	28.774	39.854	24.922	1:33.550	278
4	28.945	40.463	25.173	1:34.581	251	9	29.630	40.102	25.101	1:34.833	267
5	28.899	40.431	25.240	1:34.570	257	51 Dustin GOLDSMITH (NSW) (4th)					
6	29.268	40.692	25.257	1:35.217	257	1	33.605	40.746	24.759	1:39.110	274
7	29.228	40.748	25.802	1:35.778	254	2	28.208	39.505	24.584	1:32.297	286
8	29.433	40.869	25.599	1:35.901	257	3	28.195	39.447	24.799	1:32.441	278
9	29.651	40.886	25.637	1:36.174	236	4	28.166	39.606	25.188	1:32.960	267
34 Brayden CARR (NSW) (12th)						5	28.200	39.566	24.916	1:32.682	286
1	35.898	41.089	25.350	1:42.337	278	6	28.692	39.686	24.974	1:33.352	282
2	29.501	40.934	25.269	1:35.704	278	7	28.735	39.813	25.086	1:33.634	278
3	29.278	40.839	25.451	1:35.568	282	8	28.848	40.059	25.706	1:34.613	271
4	29.450	40.844	25.278	1:35.572	260	9	28.742	40.017	24.916	1:33.675	278
5	29.437	40.794	25.595	1:35.826	274	57 Joel HUGHES (NSW) (9th)					
6	29.755	40.990	25.663	1:36.408	282	1	34.877	41.132	24.870	1:40.879	299
7	29.965	41.365	26.010	1:37.340	278	2	28.932	40.857	24.910	1:34.699	282
8	30.761	42.093	25.967	1:38.821	274	3	29.115	41.024	24.950	1:35.089	282
9	30.355	42.213	26.504	1:39.072	233	4	29.208	40.404	24.866	1:34.478	286
39 Robert MORTON (TAS) (13th)						5	29.170	40.646	24.858	1:34.674	299
1	35.560	44.035	26.075	1:45.670	274	6	28.969	40.724	24.895	1:34.588	282
2	30.141	41.792	26.173	1:38.106	264	7	29.149	40.542	24.724	1:34.415	278
3	30.011	42.088	26.475	1:38.574	267	8	28.912	40.781	25.163	1:34.856	286
4	29.583	41.122	26.058	1:36.763	248	9	28.836	40.633	25.002	1:34.471	290
5	29.783	40.981	25.859	1:36.623	260	58 Greg WATSON (NSW) (17th)					
6	29.626	41.290	26.019	1:36.935	267	1	38.819	44.526	27.115	1:50.460	267
7	29.943	41.140	25.819	1:36.902	260	2	32.084	44.895	27.452	1:44.431	271
8	29.691	41.268	26.277	1:37.236	248	3	31.725	44.606	27.213	1:43.544	264
9	29.849	41.346	26.100	1:37.295	267	4	31.912	46.594	27.666	1:46.172	264
47 Paul BYRNE (NSW) (7th)						5	31.231	43.669	27.317	1:42.217	271
1	34.422	40.846	24.853	1:40.121	294	6	31.803	44.503	26.777	1:43.083	267
2	28.716	40.200	24.860	1:33.776	286	7	31.274	43.608	27.212	1:42.094	267
3	28.920	40.090	25.045	1:34.055	286	8	31.559	43.300	26.838	1:41.697	260
4	28.943	40.478	24.984	1:34.405	286	9	31.241	43.216	27.142	1:41.599	248
5	29.031	39.821	24.891	1:33.743	278						


Scott Laing
Chief Time Keeper - Scott Laing

Tom Williams
Clerk of Course - Tom Williams



Computime Race Timing Systems Pty Ltd © 1996
Licensed to Computime Race Timing Systems
www.computime.com.au

COMPUTIME RACE TIMING SYSTEMS PTY LTD
9 Timber Lane, Glen Waverley, Vic 3150. Ph : 0418 17 13 17
E-mail : scott@computime.com.au





2013 QBE



Delivering Certainty

Round 4 & 5 : Sydney Motorsports Park : August 1 - 4

PROSTOCK

Round 5 - Race 1

Date: 04/08/13
Event: R18
Weather: Mostly sunny - Temp: 16.4C
Track: Dry - Temp: 24.6C

Started at: 10:21:15
Laps: 9
Starters: 19
Printed at: 10:38

PROVISIONAL SPLIT TIMES

Lap	Split 1	Split 2	Split 3	Lap Time	Speed	Lap	Split 1	Split 2	Split 3	Lap Time	Speed
60 Ben BURKE (NSW) (2nd)						6	30.507	<u>41.836</u>	<u>25.977</u>	1:38.320	278
1	33.317	39.900	24.593	1:37.810	278	7	30.635	41.991	26.141	1:38.767	278
2	28.444	39.718	24.554	1:32.716	294	8	30.696	42.427	26.295	1:39.418	274
3	<u>28.258</u>	39.587	24.678	1:32.523	278	9	30.700	42.149	26.252	1:39.101	260
4	28.277	39.546	<u>24.542</u>	<u>1:32.365</u>	282	79 Di JONES (NSW) (18th)					
5	28.275	39.539	24.590	1:32.404	290	1	38.164	<u>44.412</u>	27.509	1:50.085	242
6	28.469	39.880	24.701	1:33.050	267	2	32.155	45.055	27.408	1:44.618	257
7	28.551	<u>39.508</u>	24.664	1:32.723	274	3	31.613	44.643	27.346	1:43.602	254
8	28.545	39.961	24.743	1:33.249	286	4	31.755	45.356	27.487	1:44.598	245
9	28.725	40.042	24.808	1:33.575	286	5	31.871	44.509	27.284	1:43.664	264
66 Adam CHRISTIE (SA) (16th)						6	31.775	45.834	<u>27.060</u>	1:44.669	257
1	35.171	40.912	24.866	1:40.949	286	7	<u>31.548</u>	44.608	27.095	<u>1:43.251</u>	264
2	28.937	40.851	24.956	1:34.744	282	8	32.060	45.220	27.319	1:44.599	251
3	29.049	39.984	24.751	1:33.784	278	9	34.080	46.300	28.059	1:48.439	242
4	<u>28.467</u>	<u>39.857</u>	24.801	1:33.125	290	96 Mathew HARDING (NSW) (6th)					
5	28.967	40.356	24.960	1:34.283	278	1	34.254	41.359	<u>24.536</u>	1:40.149	274
6	<u>28.467</u>	39.942	<u>24.651</u>	<u>1:33.060</u>	294	2	28.847	40.296	24.554	1:33.697	303
7	28.821	40.092	24.871	1:33.784	267	3	<u>28.297</u>	39.842	24.657	1:32.796	290
8	28.828	1:18.941	32.641	2:20.410	185	4	28.527	<u>39.524</u>	24.706	<u>1:32.757</u>	271
9	36.671	51.110	34.757	2:02.538	165	5	28.516	39.826	24.621	1:32.963	278
74 Andrew KINGS (NSW) (14th)						6	28.517	39.837	24.659	1:33.013	282
1	36.648	42.574	26.118	1:45.340	267	7	28.449	40.014	24.944	1:33.407	286
2	<u>29.974</u>	42.069	26.033	<u>1:38.076</u>	267	8	28.667	39.981	24.870	1:33.518	274
3	30.009	42.217	26.159	1:38.385	278	9	28.623	39.732	24.618	1:32.973	278
4	30.598	42.406	26.102	1:39.106	271						
5	30.504	42.175	26.074	1:38.753	278						


The results are provisional until the end of the time limit for protests and appeals.

Scott Laing
Chief Time Keeper - Scott Laing

Tom Williams
Clerk of Course - Tom Williams



Computime Race Timing Systems Pty Ltd © 1996
Licensed to Computime Race Timing Systems
www.computime.com.au
COMPUTIME RACE TIMING SYSTEMS PTY LTD
9 Timber Lane, Glen Waverley, Vic 3150. Ph : 0418 17 13 17
E-mail : scott@computime.com.au





2013 QBE



Delivering Certainty

Round 4 & 5 : Sydney Motorsports Park : August 1 - 4

PROSTOCK

Round 5 - Race 1

Date: 04/08/13
Event: R18
Weather: Mostly sunny - Temp: 16.4C
Track: Dry - Temp: 24.6C

Started at: 10:21:15
Laps: 9
Starters: 19
Printed at: 10:38

PROVISIONAL FASTEST LAPS SEQUENCE

Lap	Race Pos	No	Name	Machine	Fastest Lap	On Lap
1	1	20	Matt WALTERS (NSW)	Kawasaki ZX10R	1:37.567	1
2	1	20	Matt WALTERS (NSW)	Kawasaki ZX10R	1:32.789	2
2	2	60	Ben BURKE (NSW)	Kawasaki ZX10R	1:32.716	2
2	3	26	Sean CONDON (NSW)	Kawasaki ZX10R	1:32.577	2
2	4	51	Dustin GOLDSMITH (NSW)	Kawasaki ZX10R	1:32.297	2
4	1	20	Matt WALTERS (NSW)	Kawasaki ZX10R	1:32.258	4

The results are provisional until the end of the time limit for protests and appeals.

Chief Time Keeper - Scott Laing

Clerk of Course - Tom Williams




Computime Race Timing Systems Pty Ltd © 1996
Licensed to Computime Race Timing Systems

www.computime.com.au

COMPUTIME RACE TIMING SYSTEMS PTY LTD

9 Timber Lane, Glen Waverley, Vic 3150. Ph : 0418 17 13 17

E-mail : scott@computime.com.au





2013 QBE



Delivering Certainty

Round 4 & 5 : Sydney Motorsports Park : August 1 - 4

PROSTOCK

Round 5 - Race 1

Date: 04/08/13
 Event: R18
 Weather: Mostly sunny - Temp: 16.4C
 Track: Dry - Temp: 24.6C

Started at: 10:21:15
 Laps: 9
 Starters: 19
 Printed at: 10:38

PROVISIONAL LAP SHEET

No	Lap Time	Gap	No	Lap Time	Gap	No	Lap Time	Gap	No	Lap Time	Gap	No	Lap Time	Gap
Lap 1			79	1:44.618	24.347	17	1:38.570	26.099	39	1:36.935	32.460	39	1:37.236	40.221
20	1:37.567		58	1:44.431	24.535	29	1:41.680	41.606	74	1:38.320	37.769	74	1:39.418	49.577
60	1:37.810	.243	Lap 3			79	1:44.598	47.922	17	1:38.606	38.193	17	1:40.609	50.926
26	1:38.212	.645	20	1:32.367		58	1:46.172	49.626	29	1:43.414	1:02.507	66	2:20.410	57.551
51	1:39.110	1.543	60	1:32.523	.326	Lap 5			58	1:43.083	1:09.696	58	1:41.697	1:27.110
19	1:39.517	1.950	26	1:32.356	.422	20	1:32.609		79	1:44.669	1:11.025	79	1:44.599	1:32.498
30	1:39.955	2.388	51	1:32.441	1.125	60	1:32.404	.228	Lap 7			Lap 9		
47	1:40.121	2.554	19	1:32.779	2.355	26	1:32.316	.535	20	1:33.017		20	1:33.484	
96	1:40.149	2.582	96	1:32.796	3.919	51	1:32.682	1.900	60	1:32.723	.363	60	1:33.575	.343
57	1:40.879	3.312	30	1:34.034	5.044	19	1:33.224	4.078	26	1:32.700	.488	26	1:33.393	.416
66	1:40.949	3.382	47	1:34.055	5.229	96	1:32.963	4.772	51	1:33.634	3.248	51	1:33.675	4.692
15	1:41.426	3.859	15	1:33.317	5.554	15	1:33.163	7.854	19	1:32.872	4.439	19	1:33.736	4.830
22	1:41.989	4.422	66	1:33.784	6.754	47	1:33.743	8.510	96	1:33.407	5.554	96	1:32.973	5.201
34	1:42.337	4.770	57	1:35.089	7.944	66	1:34.283	9.295	15	1:33.821	9.806	29	3:48.954	2 laps
74	1:45.340	7.773	22	1:35.846	10.601	30	1:34.570	9.328	47	1:33.546	10.230	47	1:34.833	11.769
39	1:45.670	8.103	34	1:35.568	10.886	57	1:34.674	12.229	66	1:33.784	10.501	15	1:34.560	12.902
17	1:45.987	8.420	74	1:38.385	19.078	22	1:35.420	16.831	30	1:35.778	14.685	57	1:34.471	18.077
79	1:50.085	12.518	39	1:38.574	19.627	34	1:35.826	17.417	57	1:34.415	15.594	30	1:36.174	19.916
29	1:50.226	12.659	17	1:38.471	19.787	39	1:36.623	28.146	22	1:35.830	22.424	22	1:35.630	27.260
58	1:50.460	12.893	29	1:42.269	32.184	74	1:38.753	32.070	34	1:37.340	25.527	34	1:39.072	36.576
Lap 2			79	1:43.602	35.582	17	1:38.718	32.208	39	1:36.902	36.345	39	1:37.295	44.032
20	1:32.789		58	1:43.544	35.712	29	1:42.717	51.714	74	1:38.767	43.519	74	1:39.101	55.194
60	1:32.716	.170	Lap 4			79	1:43.664	58.977	17	1:38.501	43.677	17	1:37.793	55.235
26	1:32.577	.433	20	1:32.258		58	1:42.217	59.234	58	1:42.094	1:18.773	66	2:02.538	1:26.605
51	1:32.297	1.051	60	1:32.365	.433	Lap 6			79	1:43.251	1:21.259	58	1:41.599	1:35.225
19	1:32.782	1.943	26	1:32.664	.828	20	1:32.621		Lap 8			79	1:48.439	1:47.453
30	1:33.778	3.377	51	1:32.960	1.827	60	1:33.050	.657	20	1:33.360		20	1:33.360	
96	1:33.697	3.490	19	1:33.366	3.463	26	1:32.891	.805	60	1:33.249	.252	60	1:33.249	.252
47	1:33.776	3.541	96	1:32.757	4.418	51	1:33.352	2.631	26	1:33.379	.507	26	1:33.379	.507
15	1:33.534	4.604	15	1:34.004	7.300	19	1:33.127	4.584	51	1:34.613	4.501	51	1:34.613	4.501
57	1:34.699	5.222	30	1:34.581	7.367	96	1:33.013	5.164	19	1:33.499	4.578	19	1:33.499	4.578
66	1:34.744	5.337	47	1:34.405	7.376	15	1:33.769	9.002	96	1:33.518	5.712	96	1:33.518	5.712
22	1:35.489	7.122	66	1:33.125	7.621	47	1:33.812	9.701	47	1:33.550	10.420	47	1:33.550	10.420
34	1:35.704	7.685	57	1:34.478	10.164	66	1:33.060	9.734	15	1:35.380	11.826	15	1:35.380	11.826
74	1:38.076	13.060	22	1:35.677	14.020	30	1:35.217	11.924	57	1:34.856	17.090	57	1:34.856	17.090
39	1:38.106	13.420	34	1:35.572	14.200	57	1:34.588	14.196	30	1:35.901	17.226	30	1:35.901	17.226
17	1:38.052	13.683	39	1:36.763	24.132	22	1:35.401	19.611	22	1:36.050	25.114	22	1:36.050	25.114
29	1:42.412	22.282	74	1:39.106	25.926	34	1:36.408	21.204	34	1:38.821	30.988	34	1:38.821	30.988

The results are provisional until the end of the time limit for protests and appeals.

Scott Laing
 Chief Time Keeper - Scott Laing

Tom Williams
 Clerk of Course - Tom Williams



Computime Race Timing Systems Pty Ltd © 1996
 Licensed to Computime Race Timing Systems
www.computime.com.au
COMPUTIME RACE TIMING SYSTEMS PTY LTD
 9 Timber Lane, Glen Waverley, Vic 3150. Ph : 0418 17 13 17
 E-mail : scott@computime.com.au





2013 QBE



Delivering Certainty

Round 4 & 5 : Sydney Motorsports Park : August 1 - 4

PROSTOCK

Round 5 - Race 1

Date: 04/08/13
Event: R18
Weather: Mostly sunny - Temp: 16.4C
Track: Dry - Temp: 24.6C

Started at: 10:21:15
Laps: 9
Starters: 19
Printed at: 10:38

PROVISIONAL LAP CHART

Grid	1	2	3	4	5	6	7	8	9
20	20	20	20	20	20	20	20	20	20
51	60	60	60	60	60	60	60	60	60
19	26	26	26	26	26	26	26	26	26
26	51	51	51	51	51	51	51	51	51
60	19	19	19	19	19	19	19	19	19
30	30	30	96	96	96	96	96	96	96
47	47	96	30	15	15	15	15	47	47
21	96	47	47	30	47	47	47	15	15
96	57	15	15	47	66	66	66	57	57
57	66	57	66	66	30	30	30	30	30
66	15	66	57	57	57	57	57	22	22
15	22	22	22	22	22	22	22	34	34
22	34	34	34	34	34	34	34	39	39
39	74	74	74	39	39	39	39	74	74
17	39	39	39	74	74	74	74	17	17
74	17	17	17	17	17	17	17	66	66
73	79	29	29	29	29	29	58	58	58
34	29	79	79	79	79	58	79	79	79
79	58	58	58	58	58	79	29		
29									
58									

The results are provisional until the end of the time limit for protests and appeals.

Chief Time Keeper - Scott Laing

Clerk of Course - Tom Williams



Computime Race Timing Systems Pty Ltd © 1996
Licensed to Computime Race Timing Systems
www.computime.com.au

COMPUTIME RACE TIMING SYSTEMS PTY LTD
9 Timber Lane, Glen Waverley, Vic 3150. Ph : 0418 17 13 17
E-mail : scott@computime.com.au

